

**Our theme for this half term is:**



This half term we will be learning about the lifecycle of animals including humans! We will be learning about the similarities and differences of the United Kingdom and India. We will also explore Islam, Christianity and Hinduism, focussing on how each religion celebrate. We will also be learning about Florence Nightingale and Mary Seacole.

Our theme will last for:

6 weeks.

## Phonics

We will continue with phonics throughout this half term. The children will continue to:

- Choose the correct graphemes to spell a word – *say the word, segment the word, write the word.*
- Apply sounds to read – *look at the letters, make the sounds, blend the sounds together.*
- Read and spell high frequency words correctly.

We will focus on the following sounds –

ea (as 'e'), se (as 's'), ce (as 's'), ch (as 'k'), ch (as sh), dge (as 'j'),

## English



Our reading and writing will focus on securing our understanding of the rules of spelling and grammar. The children will:


- Ensure full stops and capital letters are used correctly.
- Understand how to use exclamation marks and questions marks.
- Identify the different forms of sentences and begin to use these in their writing (statements, questions, exclamations and commands)
- Use the conjunctions and, or, but, so, when, if, because to extend sentences when writing.
- Complete some extended writing to develop their stamina for writing, including; writing a setting description based on The Great Kapok Tree, writing a persuasive letter to the Prime Minister and writing a story planned and created individually,

Children will take part in Guided Reading, Book Talk and individual reading sessions to further improve reading skills, specifically focussing on comprehension skills.

## Our Book Talk book


*There's a Rang-Tan in my Bedroom* by James

Sellick



*The Penguin who wanted to find out* by Jill

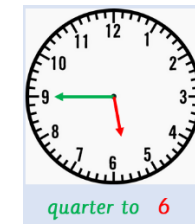
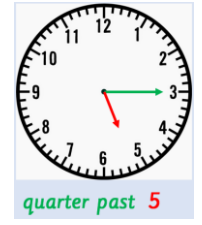
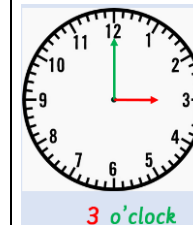
Tomlinson



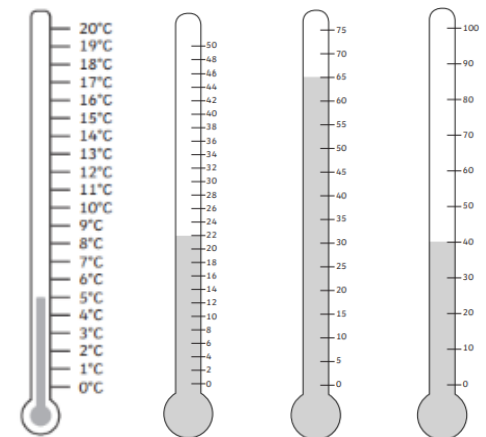
## Mathematics

This half term we will be learning to tell the time to o'clock, half past, quarter past and quarter to. We will also be looking at mass, capacity and temperature, learning to read scales in 1, 2, 5, and 10 intervals.





## Time



## Reading Scales



## Year 2 Curriculum Letter – Summer Half Term 1 – 2023

	<p>Please ensure your child's reading book and reading record are in their book bag every day.</p>	
<p><u>P.S.H.E.</u></p> <p>Through our weekly Personal Development sessions, we will be learning about:</p>  <ul style="list-style-type: none"> <li>• Where money comes from and where it goes when we 'use' it.</li> <li>• How we feel about money.</li> <li>• How our choices affect us, our family, others.</li> <li>• What a charity is.</li> </ul> <p><u>RE</u></p> <p>During our R.E. lessons we will be learning about Christianity, Hinduism and Islam.</p> <p>We will learn:</p> <ul style="list-style-type: none"> <li>• How Christians celebrate the journey of life.</li> <li>• How Hindus celebrate the life journey.</li> <li>• Which special days and festivals are important to Muslims.</li> <li>• How Muslim's celebrate the life journey.</li> </ul>	<p><u>Music</u></p>  <p>This half term the children will learn about and give our opinion on different artists from 20th century. We will:</p> <ul style="list-style-type: none"> <li>• Know music can make you feel differently.</li> <li>• Know there are patterns within different genres of music.</li> <li>• Understand what the pulse is in a piece of music.</li> <li>• Understand the differences between music from different eras and artists.</li> </ul> <p><u>Geography</u></p>  <p>This half term the children will:</p> <ul style="list-style-type: none"> <li>• Understand key differences between the UK and India.</li> <li>• Understand similarities between the UK and India.</li> <li>• Understand physical features and human features of the 2 places.</li> </ul>	<p><u>Art</u></p> <p>We will be learning about creating a sketch in the style of Andy Briggs. We will:</p> <ul style="list-style-type: none"> <li>• Know that different lines can be used to create an effect.</li> <li>• Know that shape, pattern and line can be used to create a larger piece of artwork.</li> <li>• Know that shading can be used to create an effect when drawing.</li> <li>• Know how to use the space effectively when creating artwork.</li> </ul>  <p><u>Design and Technology</u></p> <p>We will be designing and making a pouch. We will:</p> <ul style="list-style-type: none"> <li>• Design a pouch.</li> <li>• Be able to select and cutting fabrics for sewing.</li> <li>• Decorate a pouch using fabric glue or running stitch.</li> <li>• Be able to thread a needle.</li> <li>• Be able to sew running stitch, with evenly spaced, neat, even stitches to join fabric.</li> <li>• Pin and cut fabric using a template.</li> <li>• Evaluate the quality of the stitching on others' work.</li> <li>• Discuss as a class the success of our stitching against the success criteria.</li> </ul>

## Year 2 Curriculum Letter – Summer Half Term 1 – 2023

<p><u>P.E.</u></p> <p>We will be improving our ball and racket skills, as well as learning basic skills for cricket. We will:</p> <ul style="list-style-type: none"> <li>• Be able to hit a ball with a bat in a specific direction.</li> <li>• Be able to throw in different ways</li> <li>• Be able to use hitting in a game.</li> <li>• Be able to follow the rules of a simple game.</li> <li>• Be able to describe how our body feels before, during and after activity.</li> </ul>	<p><u>History</u></p> <p>We will be learning about Florence Nightingale and Mary Seacole this half term. We will be able to:</p> <ul style="list-style-type: none"> <li>• Know significant dates.</li> <li>• Know events that happened in the individuals life.</li> <li>• Know how significant events had a wider impact and caused change.</li> <li>• Know how significant people in the past have contributed to national and global achievements.</li> <li>• Use historical vocabulary linked to event</li> <li>• Know a range of sources can be used to find out information.</li> </ul> <p><u>Science</u></p> <p>We will be looking at the lifecycle of frogs and humans. The children will:</p> <ul style="list-style-type: none"> <li>• Name the different stages of the human and a frog's lifecycle.</li> <li>• Understand the differences between the stages of the life cycle.</li> </ul>	<p><u>Computing</u></p> <p>During this half term we will be learning about privacy online and learning how to create an interactive image. The children will:</p> <ul style="list-style-type: none"> <li>• Know that passwords can be used to protect information, accounts and devices.</li> <li>• Know what is meant by 'private' and 'keeping things private'</li> <li>• Know rules for keeping personal information private (e.g. creating and protecting passwords).</li> <li>• Know some people may have devices in their homes connected to the internet</li> <li>• Know that content on the internet may belong to other people</li> <li>• Know why other people's work belongs to them.</li> <li>• Know that you can add voice labels to an image.</li> </ul>
--	---	--



Learning Logs will be sent home at the beginning of the half term. These will contain a number of activities relating to learning which has taken place in class recently. This will enable children to share what they have learnt at school with adults at home and to show their learning in a variety of creative ways.

Please also take the time to read with your child each day. Research shows children who read regularly at home perform better in all areas of the curriculum.

We would like to invite all parents and carers to our Reading Open Sessions which will continue to take place this half term.

These will be 20 minutes sessions where you can come into your child's class and listen to them read.

We hope you will join us if you are able.

The sessions will take place on **Tuesdays** from 8:50 – 9:10.

Next term, we will choose a different day to try and accommodate as many parents and carers as possible.

