

Our theme for Autumn 1 is:



This half term we will be discovering the world around us! We will be learning about maps and exploring our local area. We will also explore Islam, focussing on what Muslims believe and how they worship. We will be learning about different plants and the basic structure. We will also be learning about Queen Victoria and Queen Elizabeth II.

Our theme will last for:

4 weeks and 4 days.

Phonics

We will continue with phonics throughout this half term. The children will continue to:

- Choose the correct graphemes to spell a word – *say the word, segment the word, write the word.*
- Apply sounds to read – *look at the letters, make the sounds, blend the sounds together.*
- Read and spell high frequency words correctly.



English




Our reading and writing will continue to focus on securing our understanding of the rules of spelling and grammar. The children will:

- Ensure finger spaces, full stops and capital letters are used correctly.
- Understand how to form a sentence that makes sense.
- Begin to use *and* to join sentences and words in a list.
- Begin to use *because* to extend sentences.
- Use the suffixes -s and -es to form plurals.
- Begin to form the past tense correctly.
- Learn to read and spell tricky words – water, where, were, there, they, oh, their, people, Mr, Mrs, looked, called, who, again, could, asked, thought, through
- Form a short narrative based on the story *Wiggly Squiggly*.

Children will take part in Guided Reading, Book Talk and individual reading sessions to further improve reading skills, specifically focussing on comprehension skills.

Our Book Talk books

Where the Wild Things are by Maurice Sendak



What We'll Build by Oliver Jeffers



Please ensure your child's reading book and reading record are in their book bag every day.

Mathematics

This half term we will be looking at solving missing number problems and place value to 50. We will be using dienes and jottings to support our number knowledge.

Place value

Dienes –



= 1



= 10

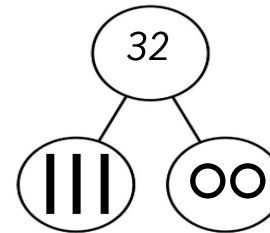
Jottings –



= 1

=10

Example



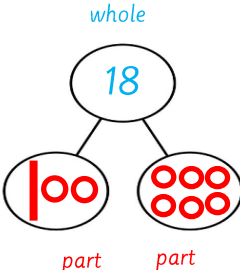


3 tens and 2 ones makes 32

$$30 + 2 = 32$$


Missing number

- Read the number sentence and look for the sign.
- Say the mantra according to the sign.
 - Addition mantra – *a part plus a part equals a whole.*
 - Subtraction mantra – *a whole subtract a part equals a part.*
- Fill in the part part whole.
- Look at the sign between the numbers on the part part whole.
- Create another calculation and solve using the appropriate method.

Year 1 Curriculum Letter – Spring Half Term 2 – 2023

		<p>Addition method</p> <p>$12 + 6 = 18$</p> <p>whole</p>  <p>Subtraction method</p> <ul style="list-style-type: none"> Mantra – a whole subtract a part equals a part. <p>$16 - 4 = 12$</p> 
<p><u>P.S.H.E.</u></p> <p>Through our weekly PSHE and RSHE sessions, we will be learning:</p> <ul style="list-style-type: none"> How do rules and conventions help us to feel happy & safe? How do we take part in making rules? Who looks after us and what are their responsibilities? What jobs and responsibilities do we have in school and at home? Can we listen to other people, share our views and take turns? Can we take part in discussions and decisions in class? <p>During our R.E. lessons we will be learning about Islam and Easter. We will learn:</p> <ul style="list-style-type: none"> Why does Easter matter to Christians? (Salvation) Who is a Muslim and how do they live? (God/Tawhid/ibadah/iman) The prophet Muhammed – stories about his life and about other prophets. How and where do Muslims worship? Why is the Qur'an important to Muslims? 	<p><u>Music</u></p> <p>This half term the children will learn different instruments and the sounds they make. We will then use this knowledge to compose a piece of music.</p> <p>We will:</p> <ul style="list-style-type: none"> Know that a range of sounds can be made with voices. Know instruments make different sounds if they are played in different ways. Know that notes can be long or short Understand which sounds work well together. <p><u>Geography</u></p> <p>This half term the children will:</p> <ul style="list-style-type: none"> Understand what aerial photographs and plan perspectives are. Understand what a map is. Understand what a key and symbols on a map are. Understand what physical and human features are. Know what landmarks are. 	<p><u>Art</u></p> <p>We will be focussing on relief printing, using plasticine. We will:</p> <ul style="list-style-type: none"> Know what relief printing is. Know how to create a relief print. Know that some materials are better for a desired effect. Know that different lines can be used to create an effect. 

Year 1 Curriculum Letter – Spring Half Term 2 – 2023

<p><u>P.E.</u></p> <p>We will be improving our speed, agility and quickness as well as learning basic skills for netball and basketball. We will:</p> <ul style="list-style-type: none"> • Be able to move with control and care. • Be able to throw in different ways (two handed throws). • Be able to follow the rules of a simple game. • Be able to travel with a ball showing some level of control. • Be able to describe how our body feels before, during and after activity. 	<p><u>History</u></p> <p>We will be learning about Queen Victoria this half term. We will be able to:</p> <ul style="list-style-type: none"> • Name significant people in history. • Know that significant people in the past have contributed to national and global achievements. • Know historical vocabulary to explain key events. • Know some similarities with Queen Elizabeth II. • Know some differences with Queen Elizabeth II. 	<p><u>Design and Technology</u></p> <p>We will be creating a windmill using mechanisms. We will:</p> <ul style="list-style-type: none"> • Understand that the shape of materials can be changed to improve the strength and stiffness of structures. • Understand that cylinders are a strong type of structure. • Understand that axles are used in structures and mechanisms to make parts turn in a circle. • Begin to understand that different structures are used for different purposes. • Know that a structure is something that has been made and put together.
	<p><u>Science</u></p> <p>We will be looking at plants and their structure. The children will:</p> <ul style="list-style-type: none"> • Recognise and name a variety of common wild and garden plants. • Understand the terms deciduous and evergreen in terms of trees. • Understand the basic structure of flowering plants, including trees. • Know the names of the parts of flowering plants. 	<p><u>Computing</u></p> <p>During this half term we will be creating a video. The children will:</p> <ul style="list-style-type: none"> • Know how to select images and record a voiceover. • Know how to highlight and zoom into images as I record. 



Learning Logs will be sent home at the beginning of the half term. These will contain a number of activities relating to learning which has taken place in class recently. This will enable children to share what they have learnt at school with adults at home and to show their learning in a variety of creative ways.

Please also take the time to read with your child each day. Research shows children who read regularly at home perform better in all areas of the curriculum.

We would like to invite all parents and carers to our Reading Open Sessions which will continue to take place this half term.

These will be 20 minutes sessions where you can come into your child's class and listen to them read.

We hope you will join us if you are able.

The sessions will take place on **Wednesdays** from 2:50 – 3:10.

Next term, we will choose a different day to try and accommodate as many parents and carers as possible.



Year 1 Curriculum Letter - Spring Half Term 2 - 2023

Key Dates for this half term:

Thursday 2nd March – World Book Day

Friday 10th March – school is closed for Teacher Training Day

Friday 24th March – non-uniform day

Wednesday 29th March – Spring Assembly Violet and Blue Class

Thursday 30th March – Spring Assembly Green and Indigo Class

