

**What should I already know?**

- Use the language forward, backward, turn, under, on, in, behind, in front of, next to, between, over, through.

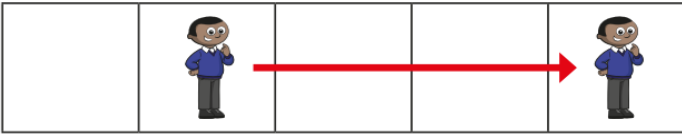
**Key Vocabulary and definitions**

<b>Turn</b>	Move in a circular direction partly or wholly around a point.
<b>Position</b>	A place where someone or something is located.


**Key Knowledge**

*Describe position, direction and movement, including whole, half, quarter and three-quarter turns*

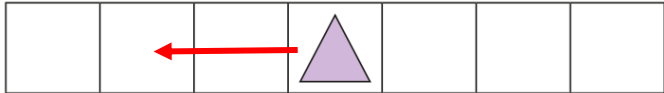
**Forwards:** 3 squares forward



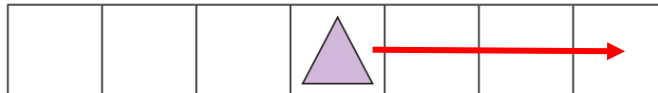
**Backwards:** 2 squares backward



**Left:** 2 squares left




**Right:** 3 squares right



The blue square is to the **left** of the green triangle.  
The orange star is to the **right** of the green triangle.

**Above, Below, Top, Middle and Bottom:**



The teddy is **above** the boat.  
The duck is on the **top** shelf.  
The tractor is on the **middle** shelf.  
The ball is on the **bottom** shelf.  
The boat is **between** the teddy and the astronaut.  
The tractor is **below** the duck.  
Also include **behind** and **in front of**.



**Describe turns:**

**Whole/full turn:**

**Half turn:**

**Quarter turn:**

**Three-quarter turn:**

**Ordinal numbers:**

Describing position and links to the ordering of numbers.

Circle the first apple.  
Underline the 4<sup>th</sup> apple.  
Tick the last apple.

**Stem Sentences:**

This is a \_\_\_\_\_ turn.                      The \_\_\_\_\_ moves to the \_\_\_\_\_.

The \_\_\_\_\_ has turned a \_\_\_\_\_ turn.                      The \_\_\_\_\_ is to the left/right of the \_\_\_\_\_.

I have turned a \_\_\_\_\_ turn.                      To get to the \_\_\_\_\_, the \_\_\_\_\_ needs to move \_\_\_\_\_ squares forwards/backwards.

The \_\_\_\_\_ is above/below the \_\_\_\_\_.

The \_\_\_\_\_ at the top/bottom is \_\_\_\_\_.

The position before/after \_\_\_\_\_ is \_\_\_\_\_.